






# VOLUME OF FLUID PRODUCED



12

● 45-5



4

45-33 ● ● 74-7

73-7 ●

2

200

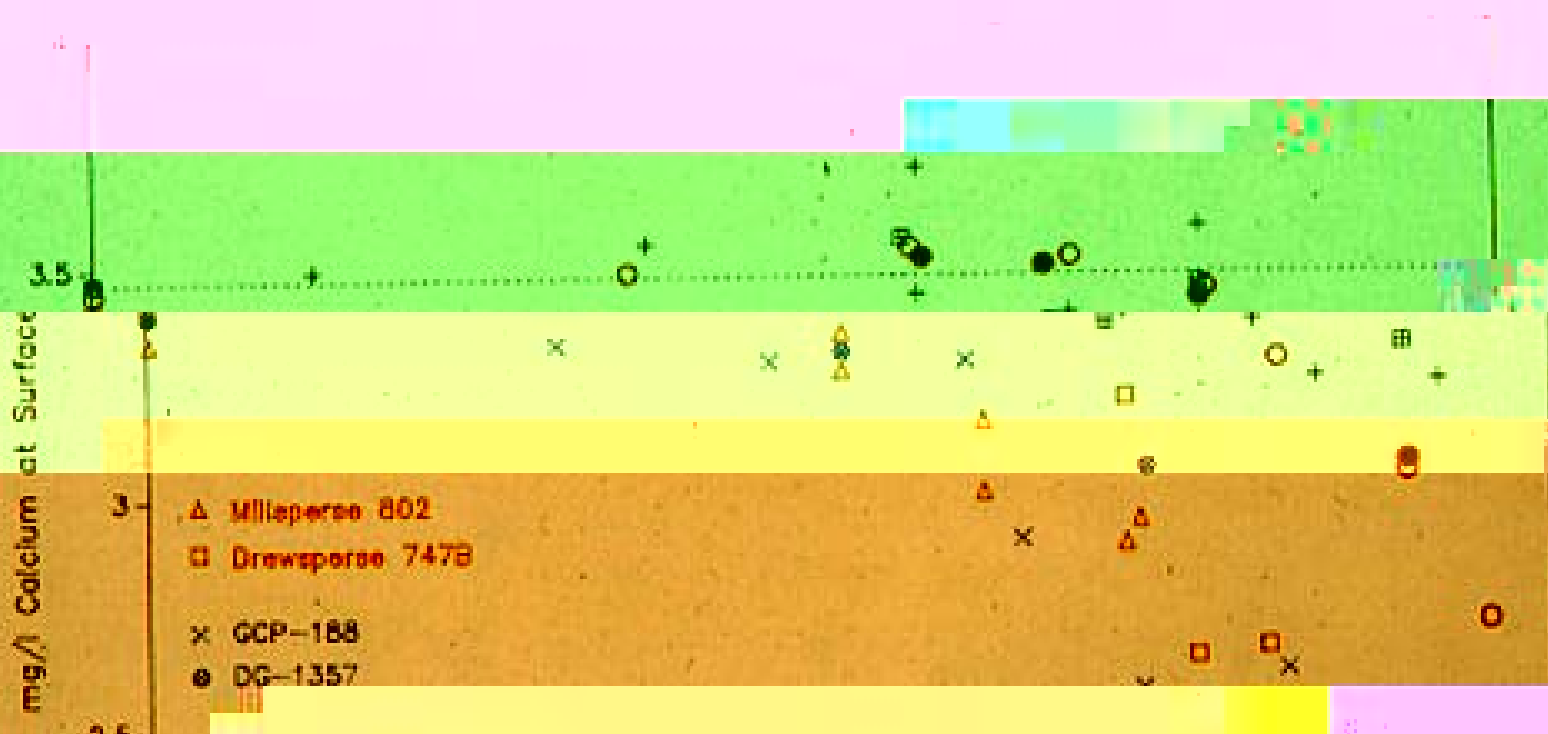
600

1000

AFU  
m<sup>3</sup> scale)

Average Scale, 1 m<sup>3</sup> scale in Rate, 1 m<sup>3</sup> fluid produced/c

FIGURE 1. CARBONATE SCALE INHIBITION



Control (no chemical)

▲ 1340 (Milleperse 802)

□ 1344 (Drewspore 747B)

× 1345 (GCP-188)

● 1346 (DG-1357)

○ 1347 (Control)

□ 1348 (Control)

× 1349 (Control)

● 1350 (Control)


○ 1351 (Control)

□ 1352 (Control)

× 1353 (Control)


● 1354 (Control)











# Oxbow Bend Valley

